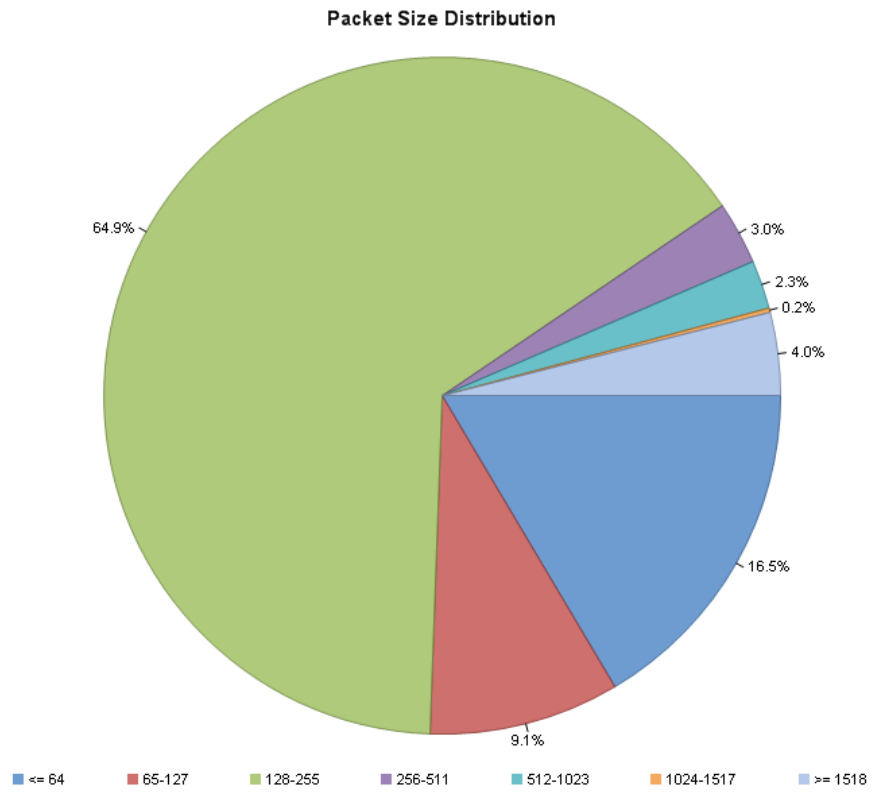


OmniPeek Report: 21/01/2015 14:17:00

Start: 21/01/2015 14:16:06, Duration: 00:00:33

Total Bytes: 1307284, Total Packets: 5274



Summary Statistics: Reported 21/01/2015 14:17:00

Name	Bytes	Packets	Pct of Bytes	Pct of Packets
Group: General				
Start Date	21/01/2015	21/01/2015	21/01/2015	21/01/2015
Start Time	14:16:06	14:16:06	14:16:06	14:16:06
Duration	00:00:33	00:00:33	00:00:33	00:00:33
Group: Network				
Total Bytes	1298782	N/A	100,000	N/A
Total Packets	N/A	5235	N/A	100,000
Total Broadcast	2367	23	0,182	0,439
Total Multicast	1843	23	0,142	0,439
Average Utilization (percent)	0,325	0,325	0,325	0,325
Average Utilization (bits/s)	325008	325008	325008	325008
Current Utilization (percent)	0,181	0,181	0,181	0,181
Current Utilization (bits/s)	180800	180800	180800	180800
Max Utilization (percent)	0,506	0,506	0,506	0,506
Max Utilization (bits/s)	505896	505896	505896	505896
Group: Errors				
Total	N/A	0	N/A	0,000
CRC	N/A	0	N/A	0,000
Frame Alignment	N/A	0	N/A	0,000
Runt	N/A	0	N/A	0,000
Oversize	N/A	0	N/A	0,000
Group: Counts				
Physical Addresses	38	38	38	38
IP Addresses	37	37	37	37
IPv6 Addresses	0	0	0	0
AppleTalk Addresses	23	23	23	23
DECnet Addresses	0	0	0	0
IPX Addresses	11	11	11	11
Protocols	74	74	74	74
Group: Size Distribution				
<= 64	N/A	869	N/A	16,600
65-127	N/A	480	N/A	9,169
128-255	N/A	3386	N/A	64,680
256-511	N/A	158	N/A	3,018
512-1023	N/A	122	N/A	2,330
1024-1517	N/A	11	N/A	0,210
>= 1518	N/A	209	N/A	3,992

Summary Statistics: Reported 21/01/2015 14:17:00

Name	Bytes	Packets	Pct of Bytes	Pct of Packets
Group: Expert				
Flows Analyzed (Total)	55	55	55	55
Flows Analyzed (Current)	55	55	55	55
Flows Analyzed (Recycled)	0	0	0	0
Node Pairs Analyzed (Total)	35	35	35	35
Node Pairs Analyzed (Current)	35	35	35	35
Node Pairs Analyzed (Recycled)	0	0	0	0
Packets Dropped	0	0	0	0
Events - Total	173	173	173	173
Events - Informational	18	18	18	18
Events - Minor	127	127	127	127
Events - Major	28	28	28	28
Events - Severe	0	0	0	0

Group: Flow Tracker

Flows (all)	55	55	55	55
Flows (current)	55	55	55	55
Flows (recycled)	0	0	0	0
Max	10000	10000	10000	10000

Group: Voice & Video

Total Calls	1	1	1	1
Current Calls	1	1	1	1
Open Calls	1	1	1	1
Closed Calls	0	0	0	0
Recycled Calls	0	0	0	0
Max Calls Time	00:34:33	00:34:33	00:34:33	00:34:33
Total Packet Loss %	0,000	0,000	0,000	0,000
Voice Score Elements	0	0	0	0
Voice Packet Loss %	0,000	0,000	0,000	0,000
MOS-LQ	0,000	0,000	0,000	0,000
MOS-CQ	0,000	0,000	0,000	0,000
MOS-PQ	0,000	0,000	0,000	0,000
R Factor Listening	0	0	0	0
R Factor Conversational	0	0	0	0
R Factor G.107	0	0	0	0
Audio Score Elements	0	0	0	0
Audio Packet Loss %	0,000	0,000	0,000	0,000
VS-AQ	0	0	0	0
MOS-A	0,000	0,000	0,000	0,000
Video Score Elements	0	0	0	0
Video Packet Loss %	0,000	0,000	0,000	0,000
VS-PQ	0	0	0	0
VS-MQ	0	0	0	0
VS-TQ	0	0	0	0
MOS-AV	0,000	0,000	0,000	0,000
MOS-V	0,000	0,000	0,000	0,000

Summary Statistics: Reported 21/01/2015 14:17:00

Name	Bytes	Packets	Pct of Bytes	Pct of Packets
------	-------	---------	--------------	----------------

Group: General

Dropped Packets	0	0	0	0
Duplicate Packets Discarded	0	0	0	0

Group: AppleTalk Analysis

AARP Requests	768	12	0,059	0,229
AARP Responses	768	12	0,059	0,229
AARP Unanswered	N/A	0	N/A	0,000
AARP Probes	0	0	0,000	0,000
AppleTalk Broadcast/Multicast	1536	24	0,118	0,458

Group: Email Analysis

SMTP Transfers Initiated	2	2	2	2
SMTP Successful Transfers	2	2	2	2
SMTP Failed Transfers	0	0	0	0

Group: FTP Analysis

FTP Transfers Initiated	1	1	1	1
FTP Successful Transfers	1	1	1	1
FTP Failed Transfers	1	1	1	1

Group: ICMP Analysis

ICMP Packets	1046	14	0,081	0,267
ICMP Echo Reply	79	1	0,006	0,019
ICMP Echo	79	1	0,006	0,019
ICMP Echo Unanswered	N/A	0	N/A	0,000
ICMP Router Advert	0	0	0,000	0,000
ICMP Router Solicit	0	0	0,000	0,000
ICMP Time Exceeded	518	7	0,040	0,134
ICMP Param Problem	0	0	0,000	0,000
ICMP Timestamp Req	0	0	0,000	0,000
ICMP Timestamp Rsp	0	0	0,000	0,000
ICMP Addr Mask Req	0	0	0,000	0,000
ICMP Addr Mask Rsp	0	0	0,000	0,000
ICMP Source Quench	0	0	0,000	0,000
ICMP Net Redirect	0	0	0,000	0,000
ICMP Host Redirect	0	0	0,000	0,000
ICMP Net Srv Redirect	0	0	0,000	0,000
ICMP Hst Srv Redirect	0	0	0,000	0,000
ICMP Dest Unreach	370	5	0,028	0,096
ICMP Net Unreach	0	0	0,000	0,000
ICMP Host Unreach	0	0	0,000	0,000
ICMP Proto Unreach	0	0	0,000	0,000
ICMP Port Unreach	370	5	0,028	0,096
ICMP Frag Needed	0	0	0,000	0,000
ICMP Route Failed	0	0	0,000	0,000

Name	Bytes	Packets	Pct of Bytes	Pct of Packets
Group: ICMP Analysis				
ICMP Net Unknown	0	0	0,000	0,000
ICMP Host Unknown	0	0	0,000	0,000
ICMP Net Prohibit	0	0	0,000	0,000
ICMP Host Prohibit	0	0	0,000	0,000
ICMP Net Srv Block	0	0	0,000	0,000
ICMP Host Srv Block	0	0	0,000	0,000
ICMP Comm Prohibited	0	0	0,000	0,000
ICMP Host Violation	0	0	0,000	0,000
ICMP Precedence Cutoff	0	0	0,000	0,000
ICMPv6 Packets	0	0	0,000	0,000
ICMPv6 Echo Req	0	0	0,000	0,000
ICMPv6 Echo Reply	0	0	0,000	0,000
ICMPv6 Echo Unanswered	N/A	0	N/A	0,000
ICMPv6 Redirect	0	0	0,000	0,000
ICMPv6 Dest Unreach	0	0	0,000	0,000
ICMPv6 No Route To Dest	0	0	0,000	0,000
ICMPv6 Comm Prohibited	0	0	0,000	0,000
ICMPv6 Addr Unreach	0	0	0,000	0,000
ICMPv6 Port Unreach	0	0	0,000	0,000
ICMPv6 Packet Too Big	0	0	0,000	0,000
ICMPv6 Time Exceeded	0	0	0,000	0,000
ICMPv6 Param Problem	0	0	0,000	0,000
Group: IP Analysis				
TCP SYNs	N/A	42	N/A	0,802
TCP FINs	N/A	30	N/A	0,573
TCP RSTs	N/A	5	N/A	0,096
ARP Requests	192	3	0,015	0,057
ARP Responses	192	3	0,015	0,057
ARPs Unanswered	N/A	0	N/A	0,000
RARP Requests	0	0	0,000	0,000
RARP Responses	0	0	0,000	0,000
RARPs Unanswered	N/A	0	N/A	0,000
Group: NetWare Analysis				
RIP Unanswered	0	0	0	0
SAP Unanswered	0	0	0	0
NCP Unanswered	0	0	0	0
Group: Newsgroup Analysis				
Newsgroup Accesses	0	0	0	0
Group: VoIP Analysis				
H.225 RAS	0	0	0,000	0,000
H.323	0	0	0,000	0,000

Name	Bytes	Packets	Pct of Bytes	Pct of Packets
Group: VoIP Analysis				
H.225/Q.931	0	0	0,000	0,000
H.245	0	0	0,000	0,000
SIP	0	0	0,000	0,000
RTCP	770	7	0,059	0,134
RTSP	0	0	0,000	0,000
MGCP	0	0	0,000	0,000
MEGACO	0	0	0,000	0,000
SCCP	0	0	0,000	0,000
H.261	0	0	0,000	0,000
H.263	0	0	0,000	0,000
G.711	719400	3300	55,390	63,037
G.722	0	0	0,000	0,000
G.723	0	0	0,000	0,000
G.726	0	0	0,000	0,000
G.728	0	0	0,000	0,000
G.729	0	0	0,000	0,000
GSM	0	0	0,000	0,000
RTP Dynamic	0	0	0,000	0,000

Group: Web

Web URLs	38	38	38	38
----------	----	----	----	----

Group: Expert

Busy Network or Server	2	2	2	2
Inefficient Client	13	13	13	13
Low Server-to-Client Throughput	10	10	10	10
Low Client-to-Server Throughput	4	4	4	4
Non-Responsive Client	0	0	0	0
Non-Responsive Server	7	7	7	7
One-Way Traffic	4	4	4	4
Slow Server Response Time	11	11	11	11
Apdex Score - Client Too Low	0	0	0	0
Apdex Task Ended - Tolerating User	2	2	2	2
Apdex Task Ended - Frustrated User	1	1	1	1
DHCP Low Lease Time	0	0	0	0
DHCP Multiple Server Response	0	0	0	0
DHCP Request Rejected	0	0	0	0
DHCP Request Storm	0	0	0	0
DNS Slow Response Time	2	2	2	2
DNS Error	0	0	0	0
DNS Non-Existent Host or Domain	0	0	0	0
FTP Slow Response Time	0	0	0	0
HTTP Request Not Found	0	0	0	0
HTTP Client Error	0	0	0	0
HTTP Server Error	0	0	0	0
HTTP Slow Response Time	1	1	1	1
Kerberos Request Rejected	0	0	0	0
LDAP Slow Response Time	0	0	0	0
NFS Retransmission	0	0	0	0

Summary Statistics: Reported 21/01/2015 14:17:00

Name	Bytes	Packets	Pct of Bytes	Pct of Packets
Group: Expert				
Oracle Logon Denied	0	0	0	0
Oracle Slow Response Time	0	0	0	0
Oracle TNS Connection Refused	0	0	0	0
POP3 Login Failed	0	0	0	0
POP3 Server Returned Error	0	0	0	0
POP3 Slow Response Time	3	3	3	3
SMB Logon or Access Denied	0	0	0	0
SMB Command Rejected	0	0	0	0
SMB Invalid Network Resource	0	0	0	0
SMB Repeated or Looped Transaction	0	0	0	0
SMB Excessive Transaction Loops	0	0	0	0
SMTP Server Returned Error	0	0	0	0
SMTP Slow Response Time	7	7	7	7
SQL Server Failed Login	0	0	0	0
SQL Server Client Error	0	0	0	0
SQL Server Fatal Error	0	0	0	0
SQL Server Resource Error	0	0	0	0
SQL Server Slow Response Time	0	0	0	0
Windows Master Browser Election	0	0	0	0
NetBIOS (over IP) Session Refused	0	0	0	0
H.225 RAS Reject	0	0	0	0
H.225 Call Signaling (Q.931) - Call Dropped	0	0	0	0
H.225 Call Signaling (Q.931) - Call Rejected	0	0	0	0
H.245 Control Reject	0	0	0	0
Low MOS-CQ	0	0	0	0
Low R Factor Conversational	0	0	0	0
MGCP - Transient Error	0	0	0	0
MGCP - Permanent Error	0	0	0	0
MGCP - Connection Deleted or Restart in Pr...	0	0	0	0
RTP Excessive Jitter Detected	0	0	0	0
RTP Excessive Jitter Reported	0	0	0	0
RTP Excessive Packet Loss Detected	0	0	0	0
RTP Excessive Packet Loss Reported	0	0	0	0
RTP Not Marked for QoS	1	1	1	1
RTP Late Packet Arrival	0	0	0	0
RTP Packet Out of Sequence	0	0	0	0
SCCP Station Alarm - Advisory	0	0	0	0
SCCP Station Alarm - Critical Alert	0	0	0	0
SCCP Station QoS Error	0	0	0	0
SCCP Station Register Reject	0	0	0	0
SIP Post-Dial Delay Exceeded	0	0	0	0
SIP Redirection	0	0	0	0
SIP Client Authentication Required	0	0	0	0
SIP Client Error	0	0	0	0
SIP Server Error	0	0	0	0
SIP Global Error	0	0	0	0
RSVP Error	0	0	0	0
TCP Connection Refused	1	1	1	1
TCP Connection Lost	0	0	0	0
TCP Inactive Connection Reset	0	0	0	0
TCP Connection Reset	0	0	0	0
TCP Too Many Retransmissions	17	17	17	17
TCP Fast Retransmission (by ACK)	3	3	3	3

Summary Statistics: Reported 21/01/2015 14:17:00

Name	Bytes	Packets	Pct of Bytes	Pct of Packets
Group: Expert				
TCP Fast Retransmission (by time)	2	2	2	2
TCP Slow First Retransmission	7	7	7	7
TCP Retransmission	16	16	16	16
TCP Idle Too Long	0	0	0	0
TCP Invalid Checksum	0	0	0	0
TCP Low Starting MSS	2	2	2	2
TCP Repeated Connect Attempt	3	3	3	3
TCP Slow Acknowledgement	45	45	45	45
TCP Slow Segment Recovery	0	0	0	0
TCP Triple Duplicate ACK	4	4	4	4
TCP Low Window	0	0	0	0
TCP Stuck Window	0	0	0	0
TCP Zero Window	0	0	0	0
TCP Segment Out of Sequence	0	0	0	0
TCP Segment Outside Window	0	0	0	0
TCP Segment Acked But Missing	0	0	0	0
UDP Invalid Checksum	0	0	0	0
IP Invalid Header Checksum	0	0	0	0
IP Local Routing	0	0	0	0
IP Network Duplicated Packet	0	0	0	0
IP Low Time-To-Live	0	0	0	0
IP Missing Fragment	0	0	0	0
IP Packet w/CRC Frame Error	0	0	0	0
IP Zero Address in Broadcast	0	0	0	0
ICMP Network Unreachable	0	0	0	0
ICMP Host Unreachable	0	0	0	0
ICMP Protocol Unreachable	0	0	0	0
ICMP Port Unreachable	5	5	5	5
ICMP Fragmentation Needed	0	0	0	0
ICMP Source Route Failed	0	0	0	0
ICMP Host Unknown	0	0	0	0
ICMP Net Unreachable TOS	0	0	0	0
ICMP Host Unreachable TOS	0	0	0	0
ICMP Comm Admin Prohibited	0	0	0	0
ICMP Host Precedence Violation	0	0	0	0
ICMP Precedence Cutoff	0	0	0	0
ICMP Host Redirect	0	0	0	0
ICMP Host TOS Redirect	0	0	0	0
ICMP TTL Exceeded	0	0	0	0
ICMP Fragmentation Time Exceeded	0	0	0	0
ICMP Parameter Problem	0	0	0	0
ICMP Obsolete Message	0	0	0	0
802.1X Dictionary Attack	0	0	0	0
ARP Request Storm	0	0	0	0
Broadcast Storm	0	0	0	0
Multicast Storm	0	0	0	0
Severe Broadcast Storm	0	0	0	0
Severe Multicast Storm	0	0	0	0
Spanning Tree Topology Change	0	0	0	0
EAP Authentication Failure	0	0	0	0
Too Many Physical Errors	0	0	0	0
MAC Flooding	0	0	0	0

Node Statistics: Reported 21/01/2015 14:17:00

Address	Bytes	Bytes Sent	Bytes Received	Packets	Packets Sent	Packets Received
IP-172.20.120.15	728672	364612	364060	3346	1676	1670
IP-172.20.120.101	728672	364060	364612	3346	1670	1676
IP-207.172.110.102	274119	10887	263232	374	168	206
IP-192.216.124.26	262720	253888	8832	320	182	138
IP-192.216.124.44	141166	19497	121669	323	170	153
IP-206.221.233.102	140451	121122	19329	319	151	168
IP-205.227.189.62	78487	47803	30684	613	309	304
IP-192.216.124.49	77472	30300	47172	599	298	301
IP-192.216.124.1	58043	48457	9586	275	153	122
IP-141.163.38.200	37324	1984	35340	93	31	62
IP-192.216.124.35	12400	9775	2625	59	27	32
IP-165.113.211.2	5305	1351	3954	35	16	19
IP-210.159.66.41	4180	741	3439	20	7	13
IP-192.216.124.55	2253	1250	1003	16	9	7
IP-192.216.124.45	2157	1003	1154	15	7	8
IP-192.216.124.27	1595	786	809	22	12	10
IP-192.216.124.33	1565	739	826	21	11	10
IP-192.216.124.37	1126	644	482	16	10	6
IP-157.22.226.1	755	370	385	10	5	5
IP-131.119.38.170	518	518	0	7	7	0
IP-192.216.124.255	413	0	413	3	0	3
IP-204.75.161.76	385	0	385	5	0	5
IP-205.254.224.4	370	293	77	2	1	1
IP-192.216.124.12	364	194	170	5	3	2
IP-205.227.188.2	358	75	283	2	1	1
IP-210.159.66.1	352	273	79	2	1	1
IP-192.216.124.64	335	257	78	2	1	1
IP-205.227.188.16	335	78	257	2	1	1
IP-205.198.248.4	317	233	84	2	1	1
IP-205.198.248.3	285	91	194	2	1	1
IP-192.112.36.4	265	181	84	2	1	1
IP-192.216.124.59	194	130	64	3	2	1
IP-204.75.161.14	154	0	154	2	0	2
IP Broadcast	140	0	140	2	0	2
IP-165.254.117.51	77	0	77	1	0	1
IP-198.93.16.10	70	70	0	1	1	0
IP-192.216.124.2	70	70	0	1	1	0

Node Statistics: Reported 21/01/2015 14:17:00

Address	Bytes	Broadcast Bytes	Multicast Bytes	Packets	Broadcast Packets	Multicast Packets
IP-172.20.120.15	728672	0	0	3346	0	0
IP-172.20.120.101	728672	0	0	3346	0	0
IP-207.172.110.102	274119	0	0	374	0	0
IP-192.216.124.26	262720	0	0	320	0	0
IP-192.216.124.44	141166	0	0	323	0	0
IP-206.221.233.102	140451	0	0	319	0	0
IP-205.227.189.62	78487	0	0	613	0	0
IP-192.216.124.49	77472	0	0	599	0	0
IP-192.216.124.1	58043	0	0	275	0	0
IP-141.163.38.200	37324	0	0	93	0	0
IP-192.216.124.35	12400	0	0	59	0	0
IP-165.113.211.2	5305	0	0	35	0	0
IP-210.159.66.41	4180	0	0	20	0	0
IP-192.216.124.55	2253	0	0	16	0	0
IP-192.216.124.45	2157	0	0	15	0	0
IP-192.216.124.27	1595	0	0	22	0	0
IP-192.216.124.33	1565	0	0	21	0	0
IP-192.216.124.37	1126	0	0	16	0	0
IP-157.22.226.1	755	0	0	10	0	0
IP-131.119.38.170	518	0	0	7	0	0
IP-192.216.124.255	413	0	0	3	0	0
IP-204.75.161.76	385	0	0	5	0	0
IP-205.254.224.4	370	0	0	2	0	0
IP-192.216.124.12	364	0	0	5	0	0
IP-205.227.188.2	358	0	0	2	0	0
IP-210.159.66.1	352	0	0	2	0	0
IP-192.216.124.64	335	0	0	2	0	0
IP-205.227.188.16	335	0	0	2	0	0
IP-205.198.248.4	317	0	0	2	0	0
IP-205.198.248.3	285	0	0	2	0	0
IP-192.112.36.4	265	0	0	2	0	0
IP-192.216.124.59	194	0	0	3	0	0
IP-204.75.161.14	154	0	0	2	0	0
IP Broadcast	140	0	0	2	0	0
IP-165.254.117.51	77	0	0	1	0	0
IP-198.93.16.10	70	70	0	1	1	0
IP-192.216.124.2	70	70	0	1	1	0

Protocol Statistics: Reported 21/01/2015 14:17:00

Name	Bytes	Pct of Bytes	Packets	Pct of Packets
G.711	727902	55,680	3339	63,311
TCP	270078	20,659	335	6,352
HTTP	140451	10,744	319	6,049
X Windows	77472	5,926	599	11,358
SMTP	47890	3,663	163	3,091
DNS	4752	0,364	35	0,664
POP3	4492	0,344	62	1,176
FTP Ctl	4169	0,319	41	0,777
AT ASP	3610	0,276	53	1,005
ASP Cmd	3445	0,264	53	1,005
ATP TRel	3392	0,259	53	1,005
NCP Reply	3180	0,243	36	0,683
NCP Request	2260	0,173	34	0,645
ASP Tickle	2048	0,157	32	0,607
SMB	1599	0,122	8	0,152
AEP Reply	891	0,068	3	0,057
AEP Request	891	0,068	3	0,057
RTCP	770	0,059	7	0,133
AARP Response	768	0,059	12	0,228
AARP Request	768	0,059	12	0,228
SAP Reply	684	0,052	6	0,114
RTMP Data	576	0,044	9	0,171
NW NBIOS	558	0,043	7	0,133
ICMP Time Ex	518	0,040	7	0,133
ICMP Dest Unreach	370	0,028	5	0,095
Discovery	315	0,024	1	0,019
Loopback	256	0,020	4	0,076
SMB	247	0,019	1	0,019
SMB	236	0,018	1	0,019
RIPv1	210	0,016	3	0,057
NB Name Svc	204	0,016	2	0,038
SMB	202	0,015	1	0,019
RTMP Data	192	0,015	3	0,057
ARP Response	192	0,015	3	0,057
ARP Request	192	0,015	3	0,057
SMB	184	0,014	1	0,019
IPX	165	0,013	2	0,038
NB SessReq	130	0,010	1	0,019
ADSP Probe/Ack	128	0,010	2	0,038
NB SessMsg	128	0,010	2	0,038
NetBIOS	128	0,010	2	0,038
AT ABP	99	0,008	1	0,019
ICMP Echo Reply	79	0,006	1	0,019
ICMP Echo	79	0,006	1	0,019
NCP Destroy	64	0,005	1	0,019
NCP Conn Req	64	0,005	1	0,019
RIP Reply	64	0,005	1	0,019
RIP Request	64	0,005	1	0,019
SAP Request	64	0,005	1	0,019
NB PSesRsp	64	0,005	1	0,019

Event	Severity	Layer	Events
TCP Slow Acknowledgement	Minor	Transport	45
TCP Too Many Retransmissions	Major	Transport	17
TCP Retransmission	Minor	Transport	16
Inefficient Client	Minor	Client/Server	13
Slow Server Response Time	Minor	Client/Server	11
Low Server-to-Client Throughput	Minor	Client/Server	10
TCP Slow First Retransmission	Minor	Transport	7
SMTP Slow Response Time	Minor	Application	7
Non-Responsive Server	Major	Client/Server	7
ICMP Port Unreachable	Informational	Network	5
TCP Triple Duplicate ACK	Informational	Transport	4
One-Way Traffic	Informational	Client/Server	4
Low Client-to-Server Throughput	Minor	Client/Server	4
TCP Repeated Connect Attempt	Major	Transport	3
TCP Fast Retransmission (by ACK)	Informational	Transport	3
POP3 Slow Response Time	Minor	Application	3
TCP Low Starting MSS	Informational	Transport	2
TCP Fast Retransmission (by time)	Minor	Transport	2
DNS Slow Response Time	Minor	Application	2
Busy Network or Server	Minor	Client/Server	2
Apdex Task Ended - Tolerating User	Minor	Application	2
TCP Connection Refused	Major	Transport	1
RTP Not Marked for QoS	Minor	VoIP	1
HTTP Slow Response Time	Minor	Application	1
Apdex Task Ended - Frustrated User	Minor	Application	1

Expert Flow Statistics: Reported 21/01/2015 14:17:00

Flow ID	Client Address	Client Port	Server Address	Server Port	Bytes	Packets
1	172.20.120.101	16894	172.20.120.15	11944	364060	1670
2	172.20.120.101	16894	172.20.120.15	11944	363842	1669
3	207.172.110.102	65215	192.216.124.26	3002	161428	198
4	205.227.189.62	39656	192.216.124.49	6000	77472	599
5	192.216.124.1	1301	141.163.38.200	25	37324	93
6	207.172.110.102	65221	192.216.124.26	3003	101292	122
7	192.216.124.37	2097	192.216.124.1	110	1126	16
8	172.20.120.101	16895	172.20.120.15	11945	770	7
9	192.216.124.27	2916	192.216.124.1	110	1595	22
10	192.216.124.1	1341	205.227.189.62	25	1015	14
11	192.216.124.44	32768	192.216.124.1	53	715	4
12	192.216.124.1	53	192.112.36.4	53	265	2
13	192.216.124.1	53	205.198.248.4	53	317	2
14	192.216.124.44	1712	206.221.233.102	80	22655	53
15	205.198.248.3	53	192.216.124.1	53	285	2
16	192.216.124.44	1713	206.221.233.102	80	12962	39
17	192.216.124.44	1714	206.221.233.102	80	31121	61
18	192.216.124.44	1715	206.221.233.102	80	21002	52
19	205.227.188.2	1026	192.216.124.1	53	358	2
20	192.216.124.1	53	204.75.161.76	53	385	5
21	192.216.124.55	137	192.216.124.255	137	96	1
22	192.216.124.45	137	192.216.124.55	137	108	1
23	192.216.124.55	2882	192.216.124.45	139	2049	14
24	207.172.110.102	65232	192.216.124.35	21	599	8
25	192.216.124.1	1725	157.22.226.1	53	77	1
26	192.216.124.1	1734	157.22.226.1	53	77	1
27	207.172.110.102	65225	192.216.124.35	21	2254	22
28	192.216.124.35	1905	192.216.124.1	53	377	2
29	192.216.124.1	53	204.75.161.14	53	154	2
30	192.216.124.1	1732	157.22.226.1	53	77	1
31	192.216.124.44	1716	206.221.233.102	80	9267	20
32	192.216.124.44	1717	206.221.233.102	80	7210	17
33	192.216.124.44	1718	206.221.233.102	80	7555	20
34	192.216.124.44	1719	206.221.233.102	80	11410	25
35	205.227.188.16	32772	192.216.124.64	53	335	2
36	207.172.110.102	65297	192.216.124.35	1906	7230	13
37	192.216.124.33	ping req	192.216.124.1	ping resp	158	2
38	192.216.124.33	7921	192.216.124.1	110	1407	19
39	192.216.124.1	520	192.216.124.255	520	70	1
40	192.216.124.1	53	165.254.117.51	53	77	1
41	192.216.124.35	138	192.216.124.255	138	247	1
42	192.216.124.44	1720	206.221.233.102	80	17269	32
43	192.216.124.1	1742	157.22.226.1	53	77	1
44	207.172.110.102	65304	192.216.124.35	21	1316	11
45	192.216.124.1	53	205.254.224.4	53	370	2
46	192.216.124.35	1907	192.216.124.1	53	377	2
47	192.216.124.1	1342	165.113.211.2	25	5305	35
48	192.216.124.2	520	255.255.255.255	520	70	1
49	198.93.16.10	520	255.255.255.255	520	70	1
50	192.216.124.1	53	210.159.66.1	53	352	2
51	192.216.124.1	1343	210.159.66.41	25	4052	18
52	192.216.124.1	1744	157.22.226.1	53	77	1
53	210.159.66.41	4878	192.216.124.1	113	128	2
54	192.216.124.12	2224	192.216.124.1	110	364	5
55	192.216.124.59	2208	192.216.124.1	25	194	3

Expert Flow Statistics: Reported 21/01/2015 14:17:00

Flow ID	Events	Protocol	Apdex Score	Sample Count	Response Time	C->S bps	S->C bps
1	1	G.711	0.NS [4.0]			87251.000	
2	2	G.711	0.NS [4.0]				87251.000
3	36	TCP-3002	0.NS [4.0]			1393.000	39480.000
4	29	X-Windows	0.NS [4.0]		0,037791567	11936.000	7667.000
5	21	SMTP	0.NS [4.0]			9782.000	692.000
6	23	TCP-3003	0.NS [4.0]			855.000	26691.000
7	2	POP3	0.00 [4.0]*	1	0,093467733	229.000	171.000
8	1	RTCP	0.NS [4.0]				205.000
9	1	POP3	1.00 [4.0]*	1	0,140201600	3171.000	3263.000
10	0	SMTP	1.00 [4.0]*	1	0,030043200	11361.000	19387.000
11	1	DNS	0.NS [4.0]		0,275396000	2795.000	
12	1	DNS	0.NS [4.0]		0,310446400		
13	0	DNS	0.NS [4.0]		0,080115200		
14	6	HTTP	0.NS [4.0]		0,194724444	1524.000	9807.000
15	0	DNS	0.NS [4.0]		0,020028800		
16	3	HTTP	0.NS [4.0]		0,076777066	1596.000	5163.000
17	5	HTTP	0.NS [4.0]		0,844547733	1687.000	14492.000
18	8	HTTP	0.50 [4.0]*	1	0,241597400	1467.000	8033.000
19	0	DNS	0.NS [4.0]		0,020028800		
20	1	DNS	0.NS [4.0]			116.000	
21	0	NB Name Svc	0.NS [4.0]				
22	0	NB Name Svc	0.NS [4.0]				
23	0	NetBIOS	0.NS [4.0]		0,012017280	46093.000	
24	0	FTP Ctl	0.NS [4.0]		0,010014400	622.000	899.000
25	0	DNS	0.NS [4.0]				
26	0	DNS	0.NS [4.0]				
27	1	FTP Ctl	1.00 [4.0]*	1	0,005007200	459.000	755.000
28	0	DNS	0.NS [4.0]		0,020028800		
29	0	DNS	0.NS [4.0]			87.000	
30	0	DNS	0.NS [4.0]				
31	1	HTTP	0.NS [4.0]		0,070100800	1695.000	18109.000
32	2	HTTP	0.NS [4.0]		0,070100800	1784.000	12951.000
33	2	HTTP	0.NS [4.0]		0,200288000	1921.000	17549.000
34	1	HTTP	0.NS [4.0]		0,192777200	4749.000	32912.000
35	0	DNS	0.NS [4.0]		0,000000000		
36	3	TCP-1906	0.NS [4.0]			544.000	12930.000
37	0	ICMP Ech...	0.NS [4.0]				
38	1	POP3	1.00 [4.0]*	1	0,140201600	4393.000	4972.000
39	0	RIPv1	0.NS [4.0]				
40	0	DNS	0.NS [4.0]				
41	0	SMB	0.NS [4.0]				
42	2	HTTP	0.75 [4.0]*	2	0,142705200	2885.000	28603.000
43	0	DNS	0.NS [4.0]				
44	0	FTP Ctl	0.NS [4.0]		0,003338133	429.000	962.000
45	0	DNS	0.NS [4.0]		0,130187200		
46	0	DNS	0.NS [4.0]		0,040057600		
47	7	SMTP	1.00 [4.0]*	1	0,359087771	9129.000	3164.000
48	0	RIPv1	0.NS [4.0]				
49	0	RIPv1	0.NS [4.0]				
50	0	DNS	0.NS [4.0]		0,190273600		
51	5	SMTP	0.NS [4.0]		0,250360000	14190.000	3704.000
52	0	DNS	0.NS [4.0]				
53	2	TCP-113	0.NS [4.0]				
54	0	POP3	0.NS [4.0]			4188.000	4682.000
55	0	SMTP	0.NS [4.0]				

Expert Application Statistics: Reported 21/01/2015 14:17:00

Name	Flows	Events	Protocol	Apdex	Sample Count	Bytes	Packets
DNS	18	3	DNS	0.NS [4.0]		4752	35
FTP	3	1	FTP Ctl	1.00 [4.0]*	1	4169	41
ICMP Ech...	1	0	ICMP Ech...	0.NS [4.0]		158	2
Mail	9	37		0.80 [4.0]*	5	52382	225
NB Name Svc	2	0	NB Name Svc	0.NS [4.0]		204	2
NetBIOS	1	0	NetBIOS	0.NS [4.0]		2049	14
RIPv1	3	0	RIPv1	0.NS [4.0]		210	3
SMB	1	0	SMB	0.NS [4.0]		247	1
TCP-113	1	2	TCP-113	0.NS [4.0]		128	2
TCP-1906	1	3	TCP-1906	0.NS [4.0]		7230	13
TCP-3002	1	36	TCP-3002	0.NS [4.0]		161428	198
TCP-3003	1	23	TCP-3003	0.NS [4.0]		101292	122
Voice & ...	3	4		0.NS [4.0]		728672	3346
Web	9	30	HTTP	0.66 [4.0]*	3	140451	319
X-Windows	1	29	X-Windows	0.NS [4.0]		77472	599

Voice & Video Calls by ID: Reported 21/01/2015 14:17:00

Call Number	From	To	Codec
1			G.711 u-law

Voice & Video Calls by ID: Reported 21/01/2015 14:17:00

Call Number	Call ID	End Cause
------------------------	--------------------	----------------------

1		
---	--	--

Voice & Video Calls by Address: Reported 21/01/2015 14:17:00

Call Number	Caller	Callee	Start	Duration
1			21/01/2015 14:16:06	33,380322000

Voice & Video Quality Metrics: Reported 21/01/2015 14:17:00

Call Number	Jitter	MOS LQ	MOS CQ	MOS PQ	MOS Nom
1	0,000178176	4.19	4.17	4.44	4.19
1	0,000198656	4.19	4.17	4.44	4.19

Voice & Video Quality Metrics: Reported 21/01/2015 14:17:00

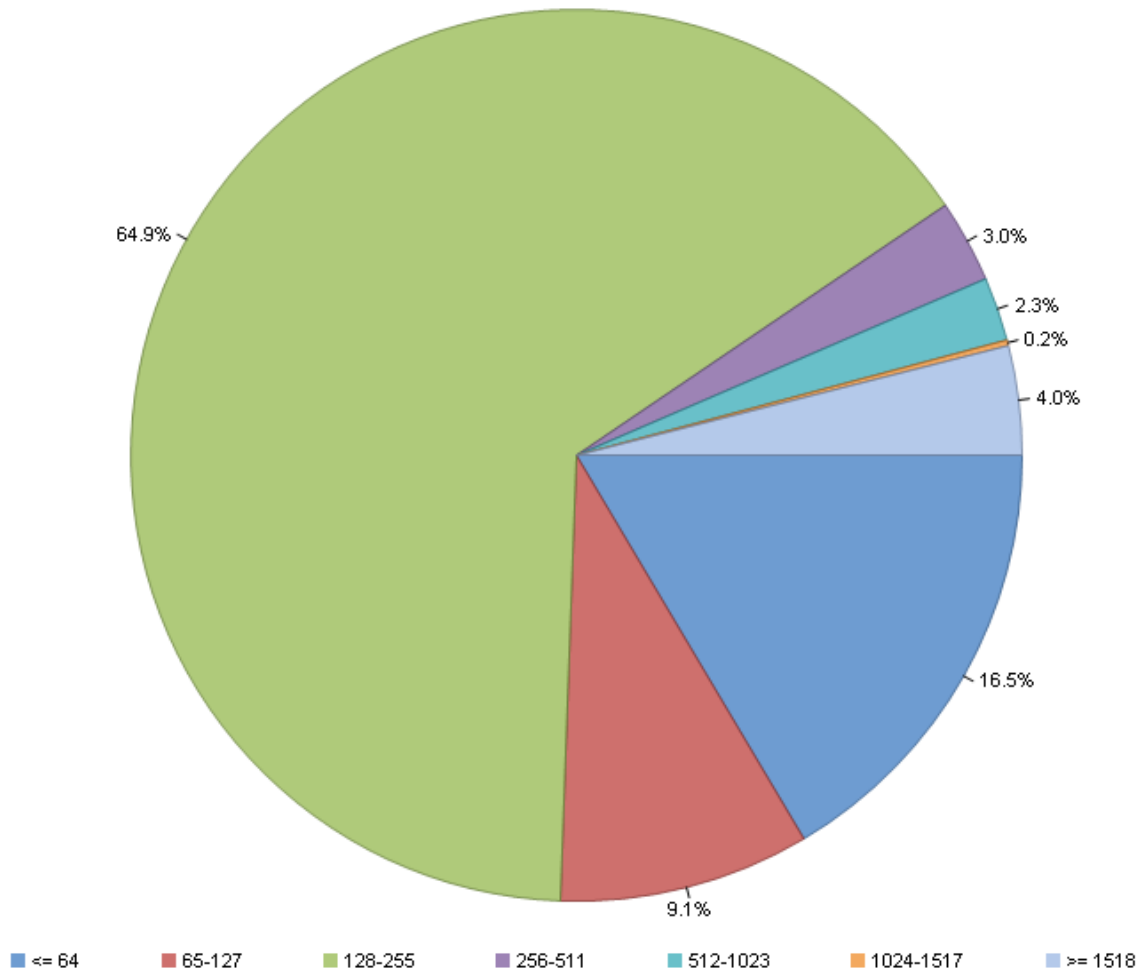
Call Number	Packet Loss %	R Factor Listening	R Factor Conversational	R Factor G. 107	R Factor Nominal
1	0.000	93	92	92	93
1	0.000	93	92	92	93

Voice & Video Quality Metrics: Reported 21/01/2015 14:17:00


Call Number	Media Type	MOS-A	MOS-AV	MOS-V
1	Voice			
1	Voice			

Call Number	VS-AQ	VS-MQ	VS-PQ	VS-TQ
1				
1				

Packet Size Distribution




Utilization (bits/s)



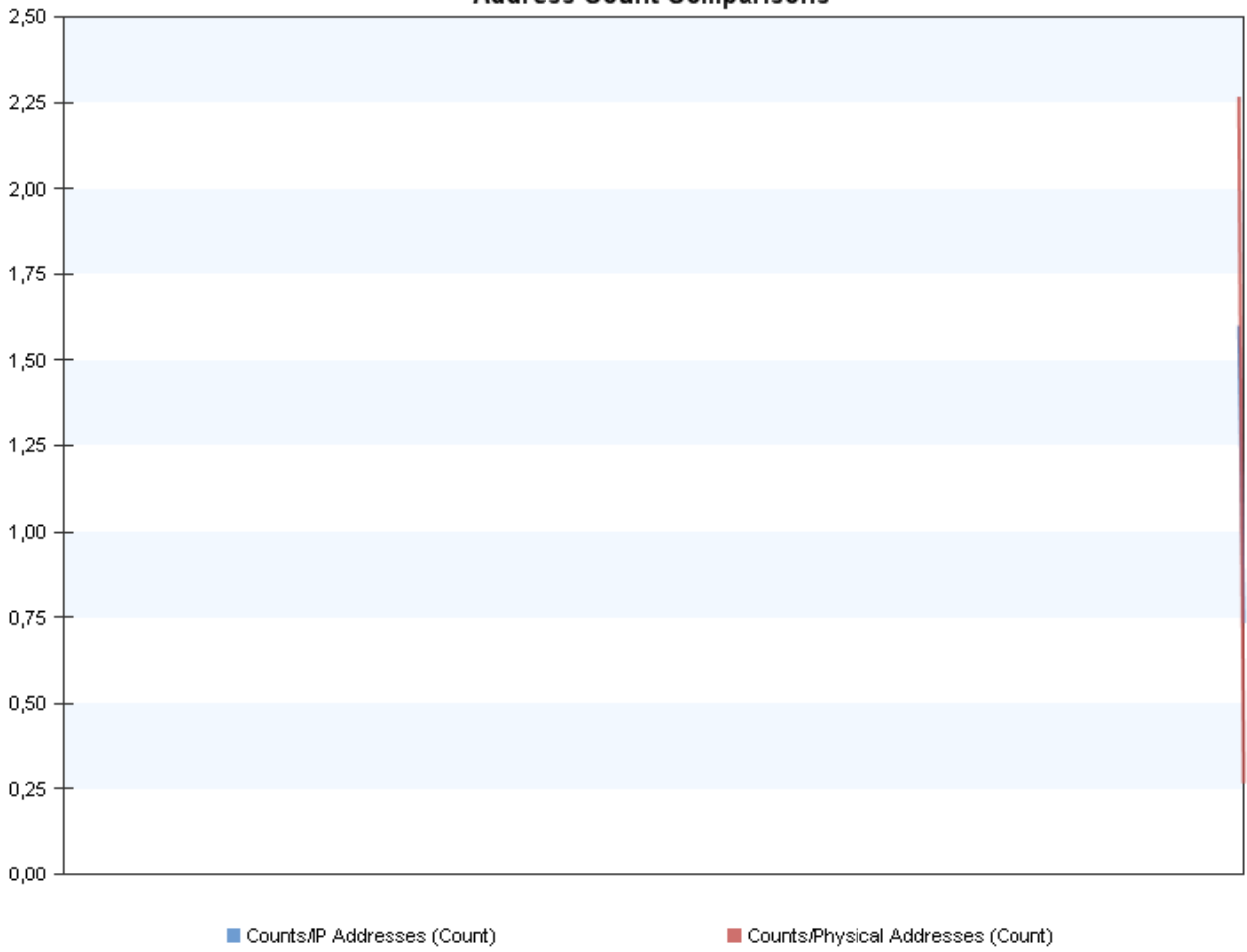
■ Network/Current Utilization (bits/s) (Count)

Utilization (percent)

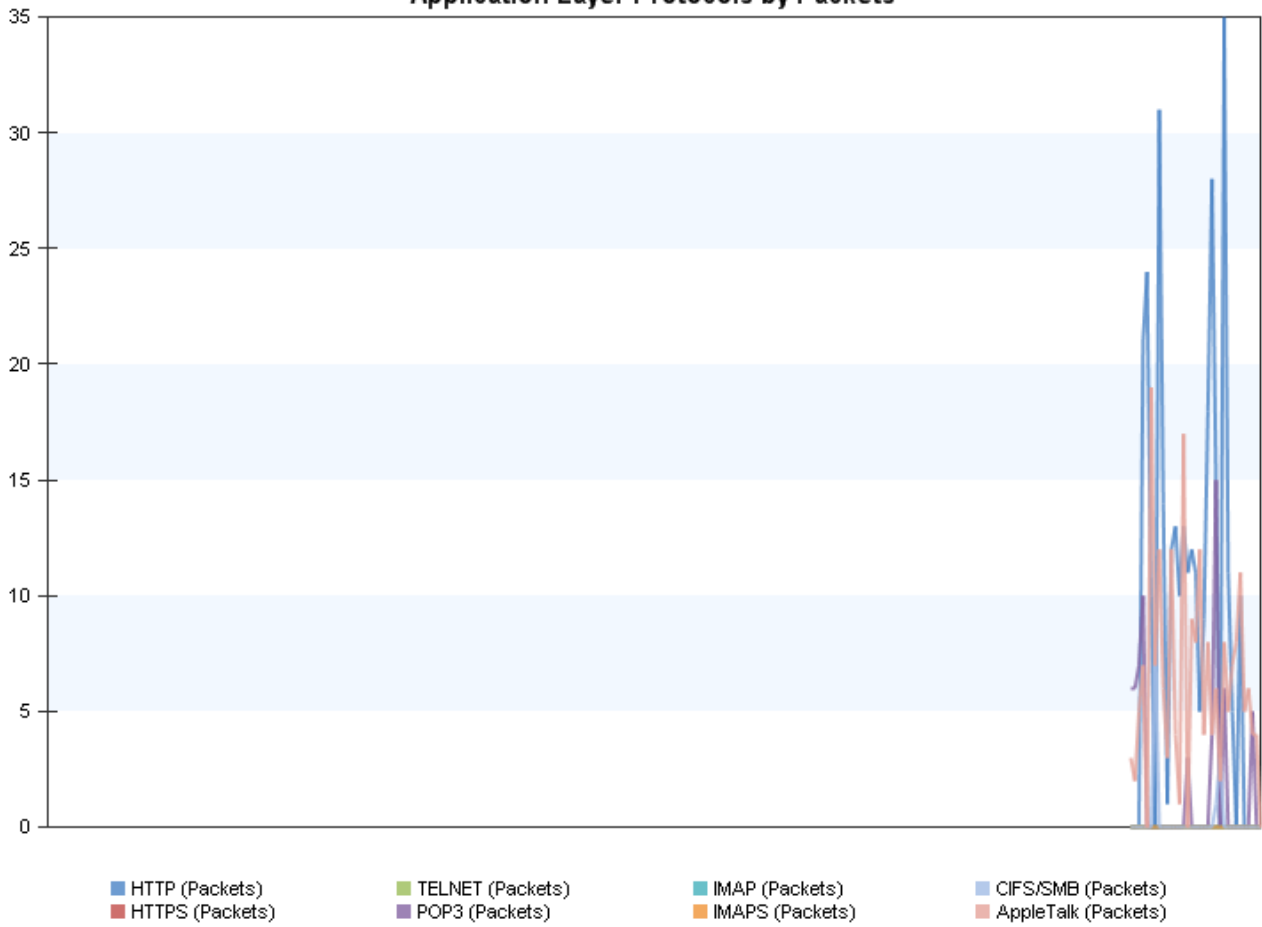


■ Network/Current Utilization (percent) (Count)

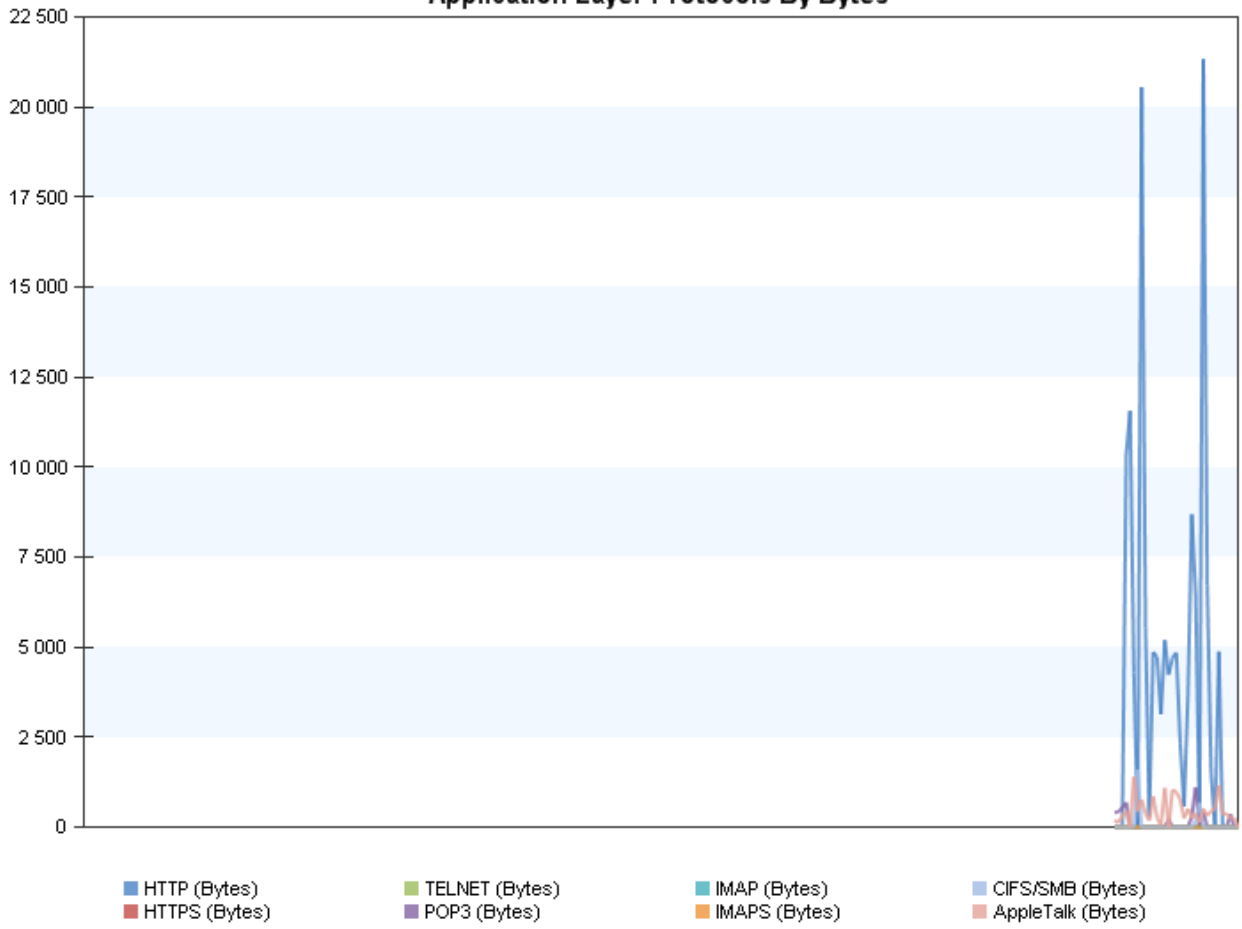
Address Count Comparisons



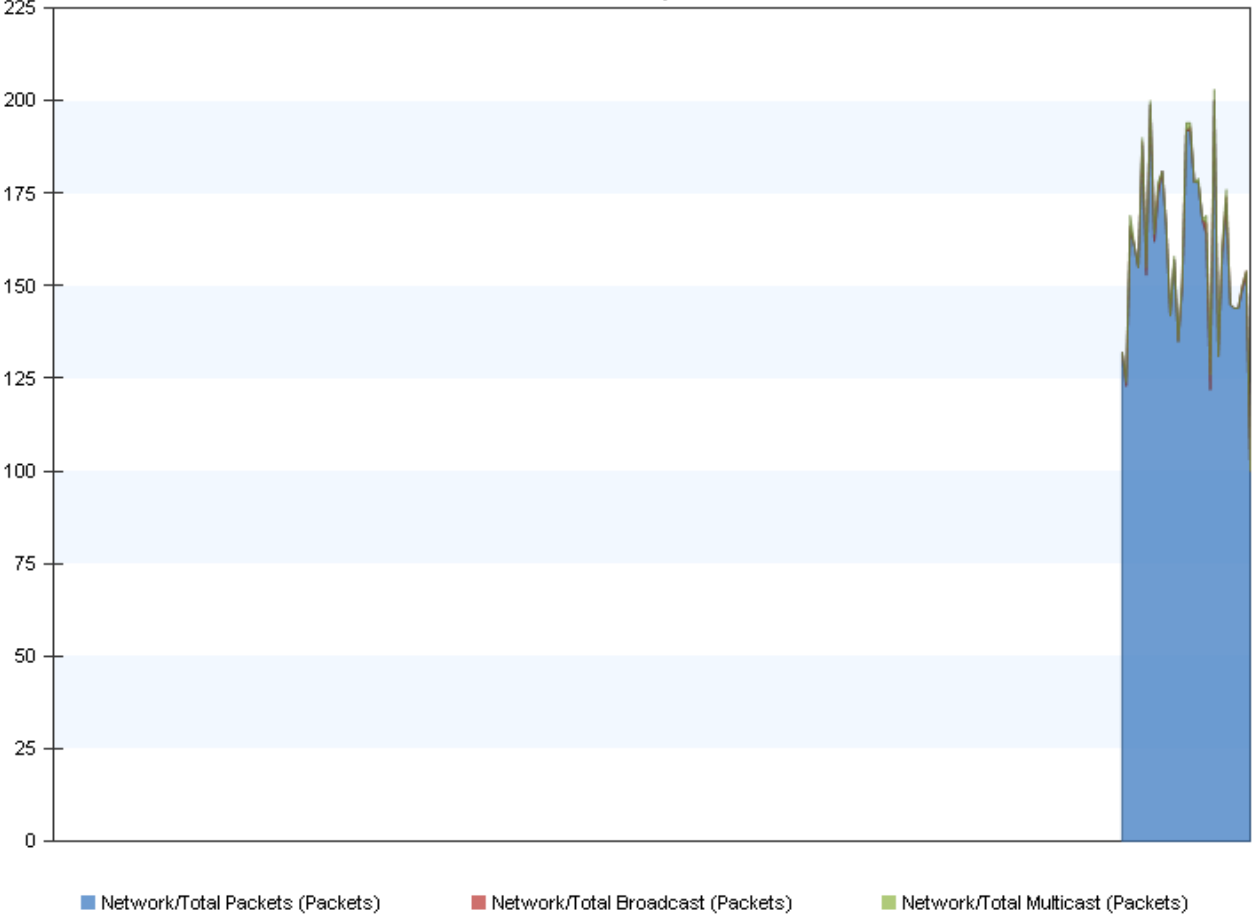
Application Layer Protocols by Packets



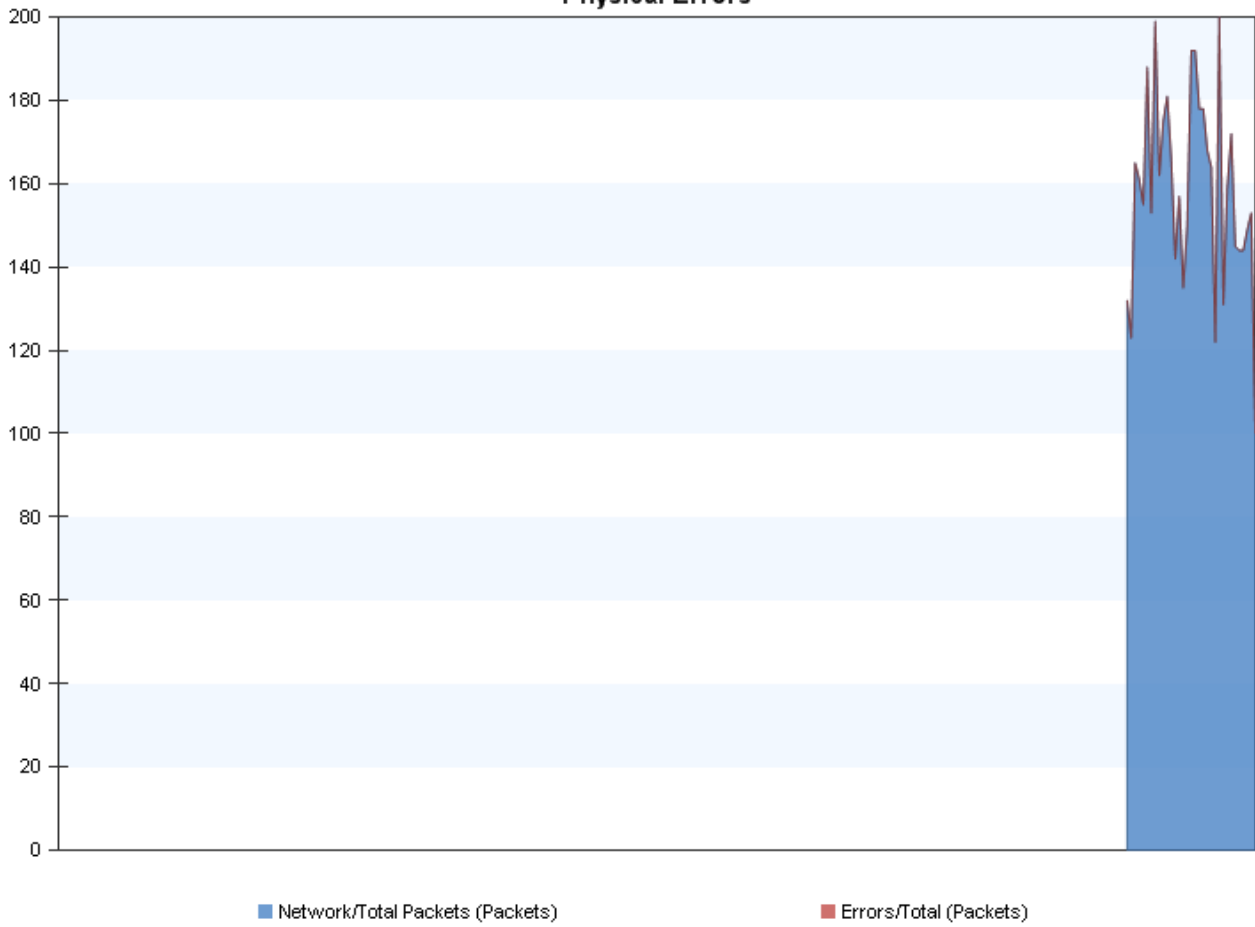
Application Layer Protocols By Bytes




Broadcasts Compared To Total



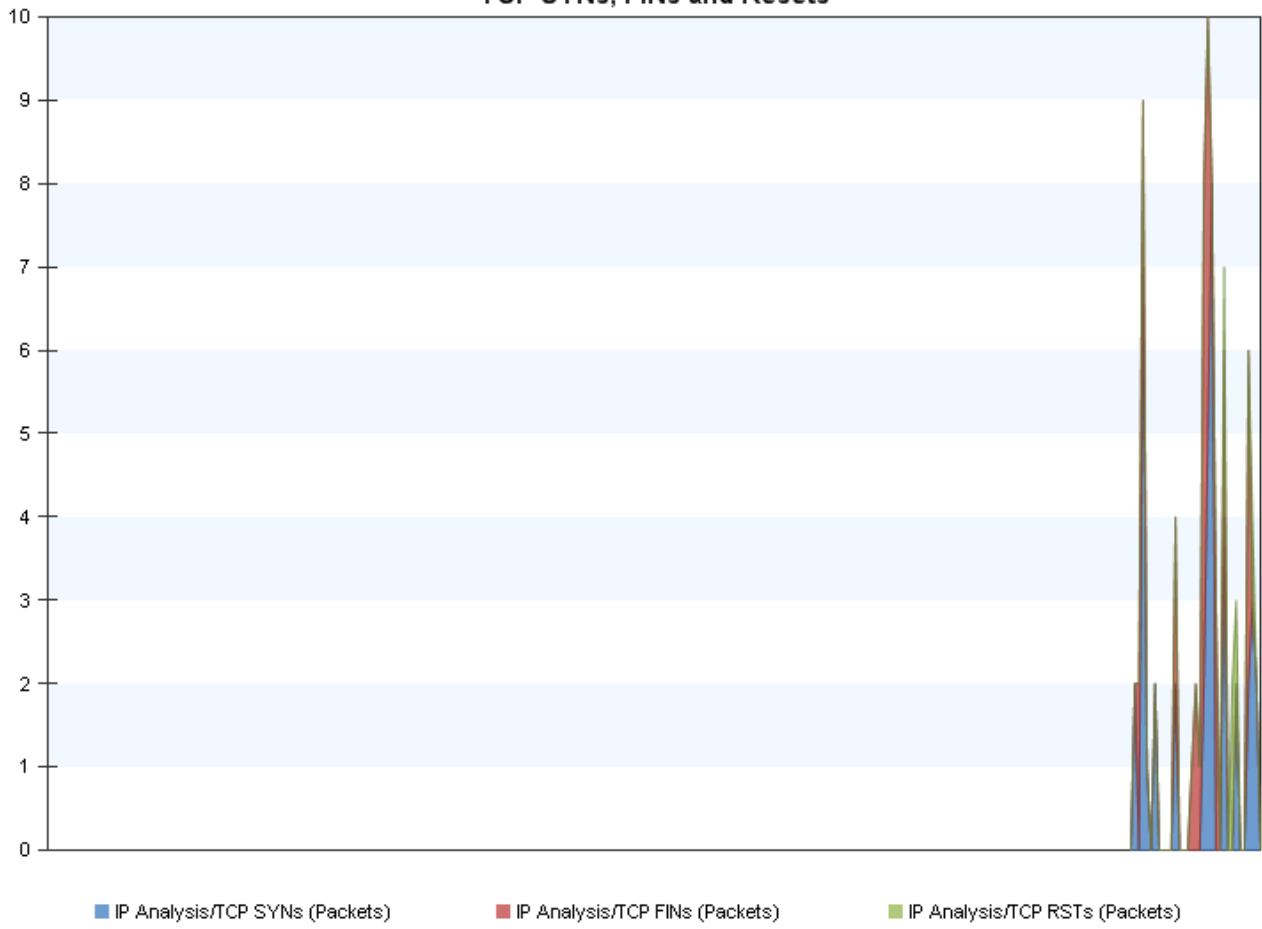
Physical Errors



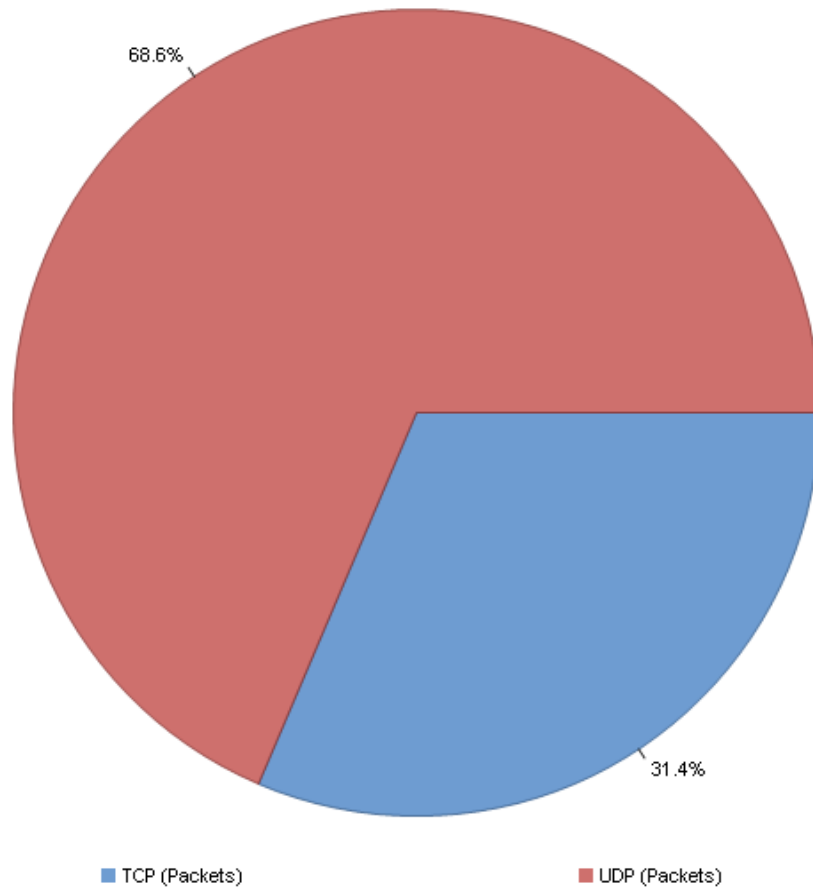
Ping Requests and Replies



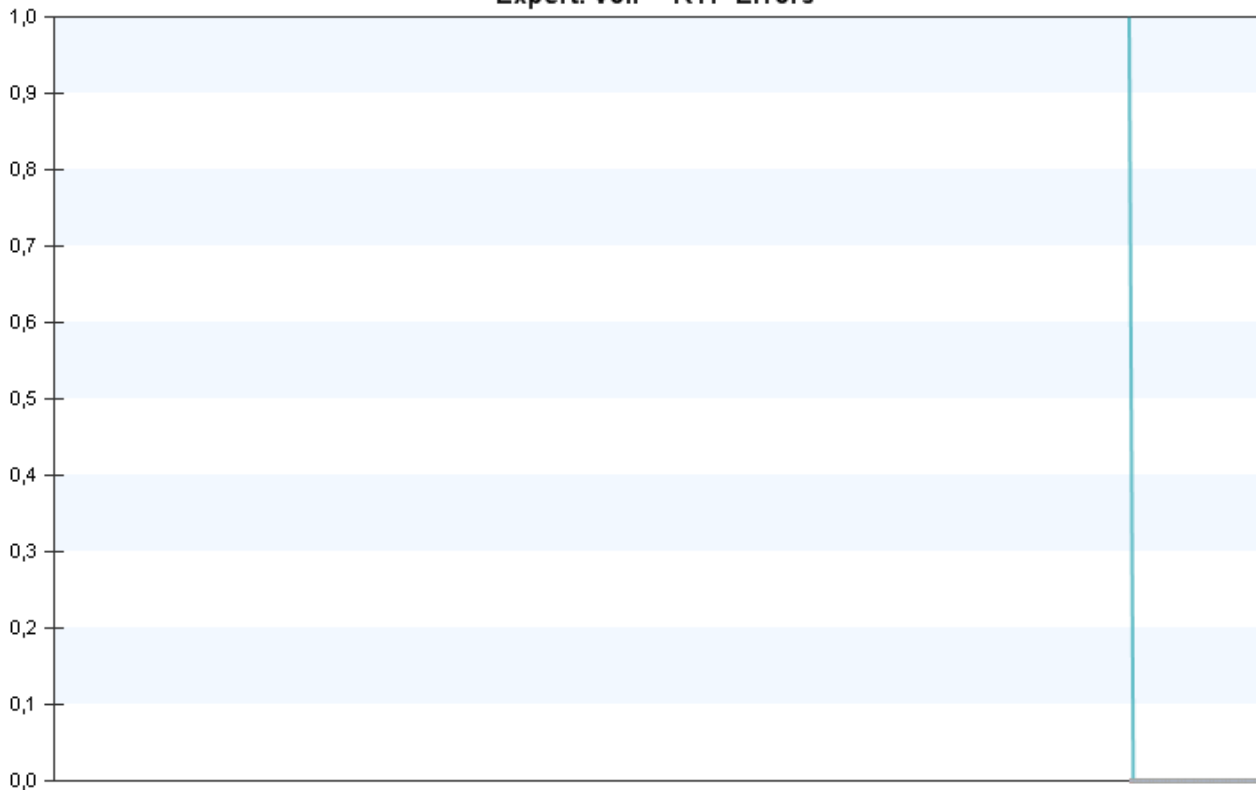
TCP SYNs, FINs and Resets



TCP vs UDP

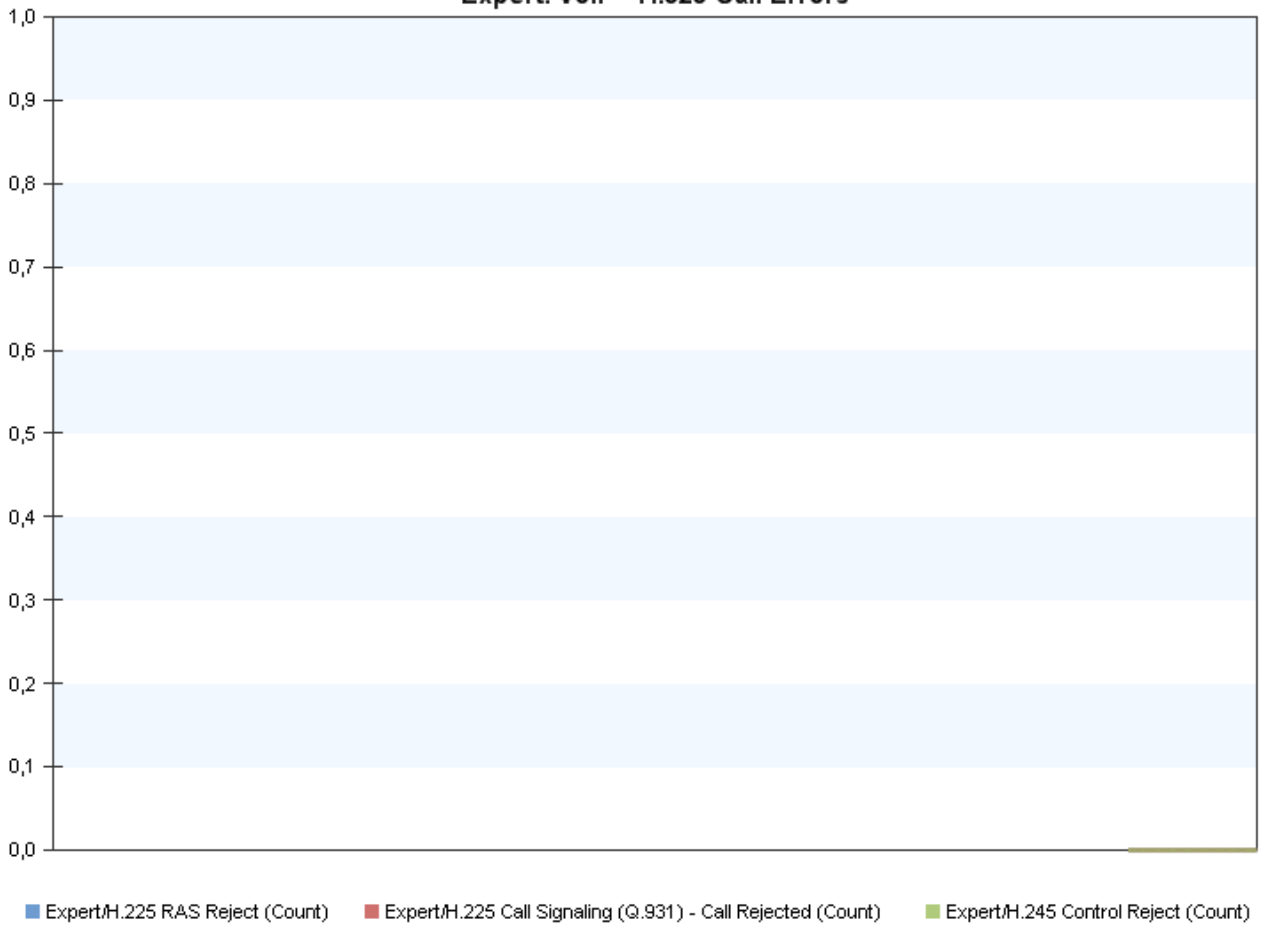


Expert: VoIP - RTP Errors

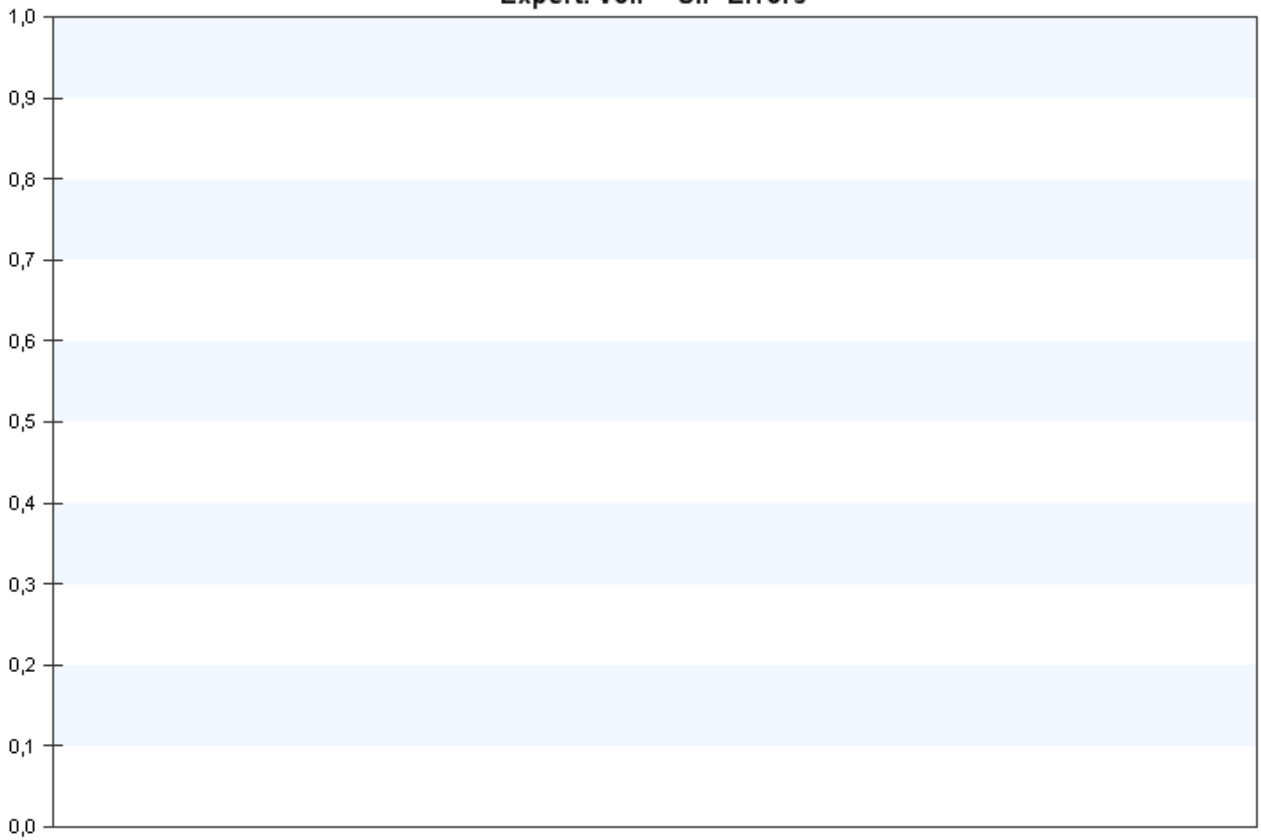


- Expert/RTP Excessive Jitter Detected (Count)
- Expert/RTP Excessive Jitter Reported (Count)
- Expert/RTP Excessive Packet Loss Detected (Count)
- Expert/RTP Excessive Packet Loss Reported (Count)
- Expert/RTP Not Marked for QoS (Count)
- Expert/RTP Late Packet Arrival (Count)
- Expert/RTP Packet Out of Sequence (Count)

Expert: VoIP - H.323 Call Errors



Expert: VoIP - SIP Errors



Expert/SIP Post-Dial Delay Exceeded (Count)

Expert/SIP Client Authentication Required (Count)

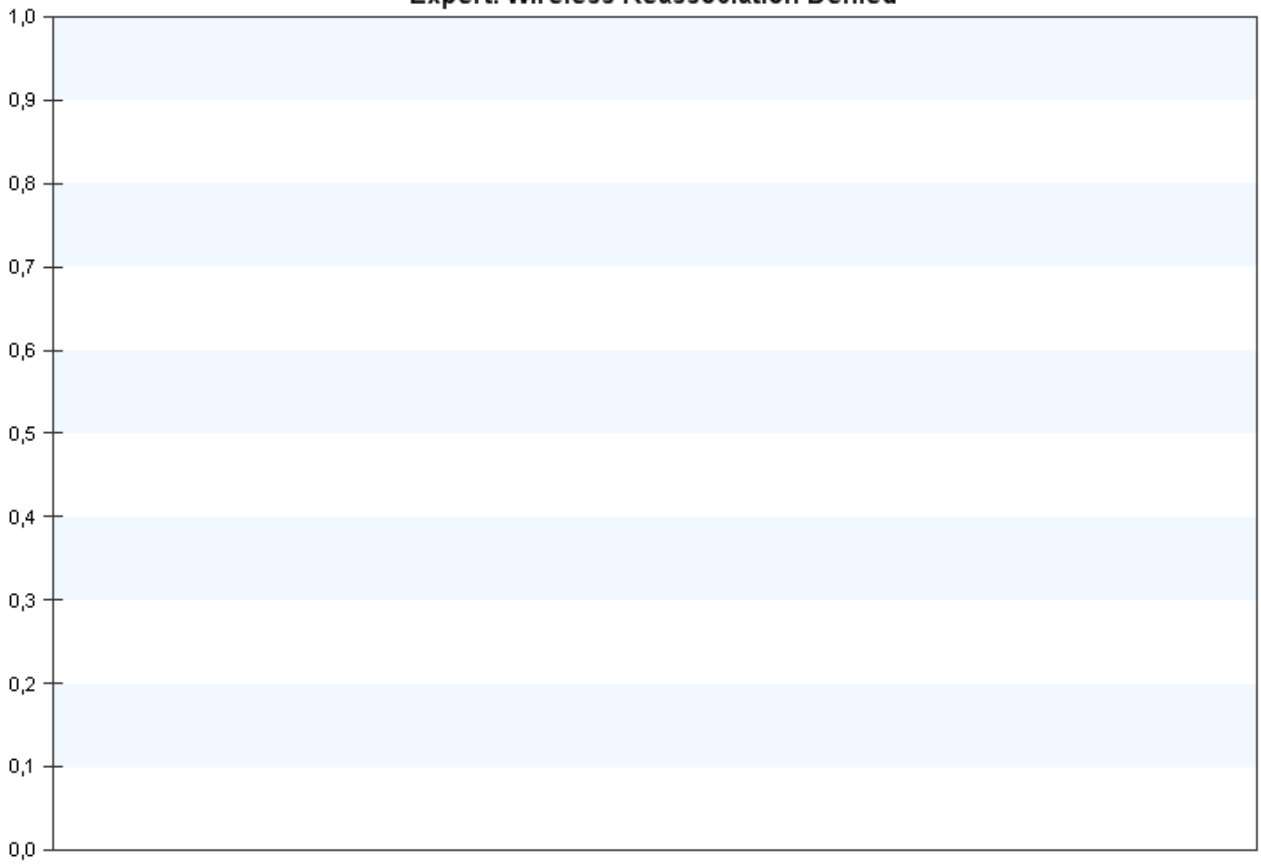
Expert/SIP Server Error (Count)

Expert/SIP Redirection (Count)

Expert/SIP Client Error (Count)

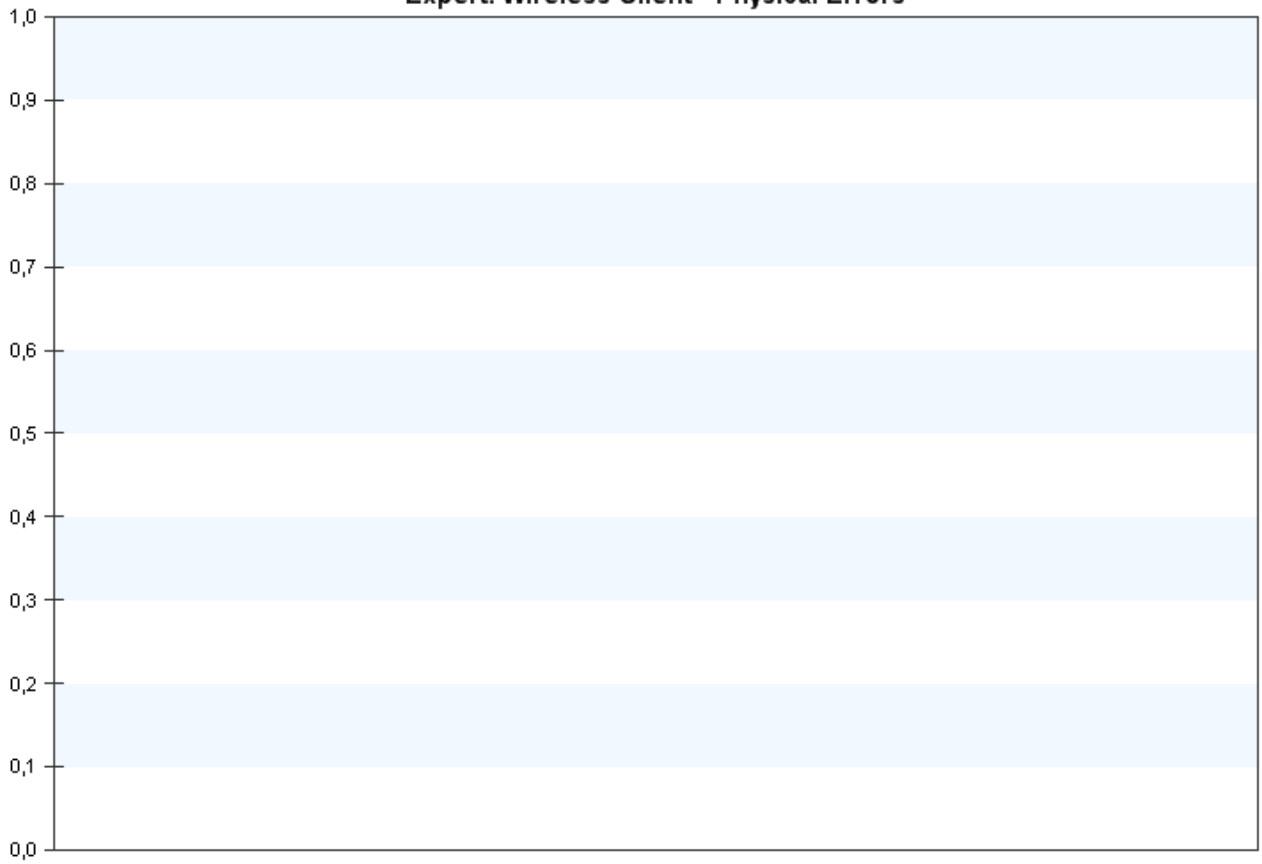
Expert/SIP Global Error (Count)

Expert: Wireless Reassociation Denied



■ Wireless Reassociation Denied

Expert: Wireless Client - Physical Errors




■ Wireless Client - Physical Errors

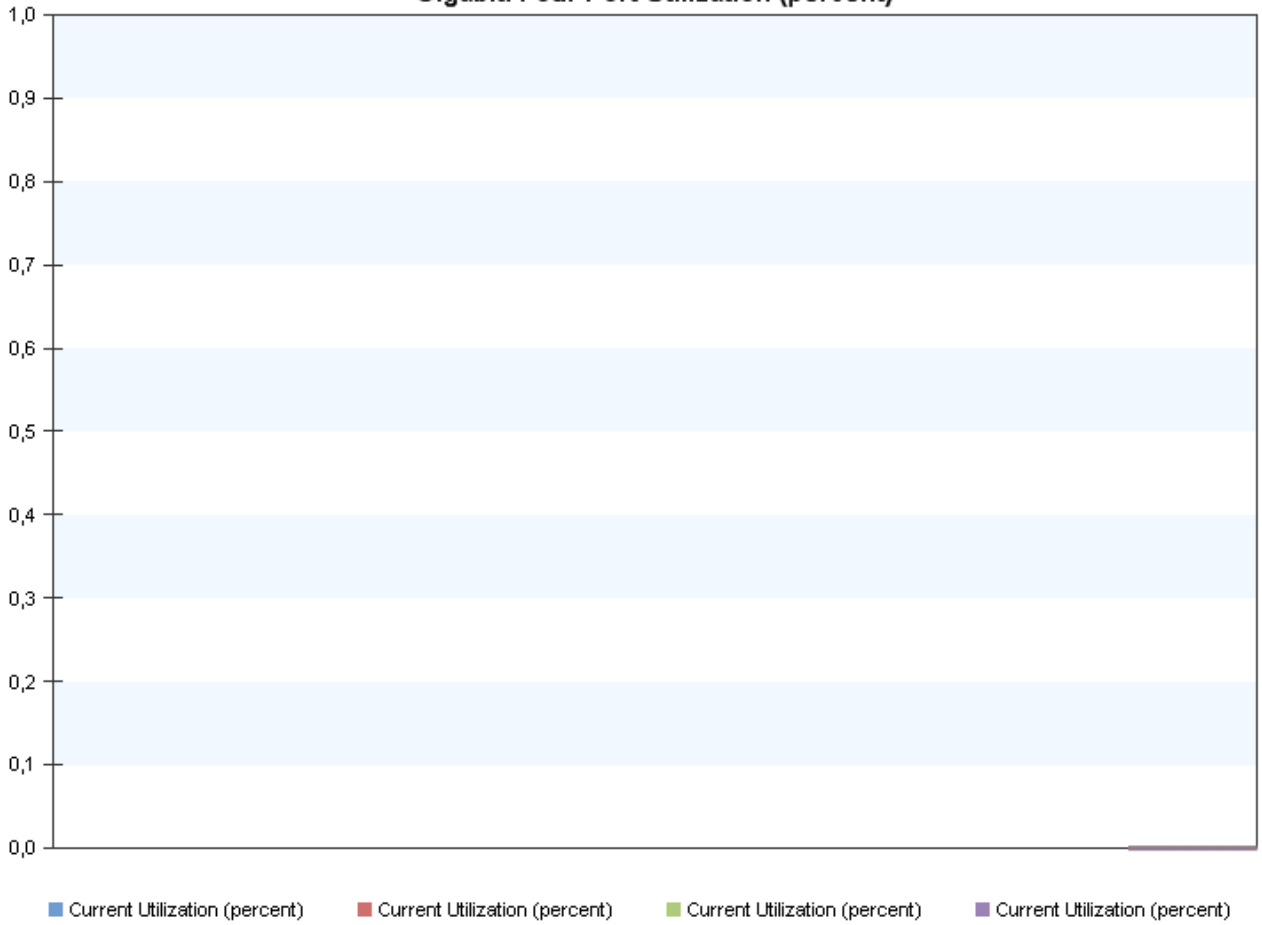
Gigabit: Full Duplex Utilization (percent)



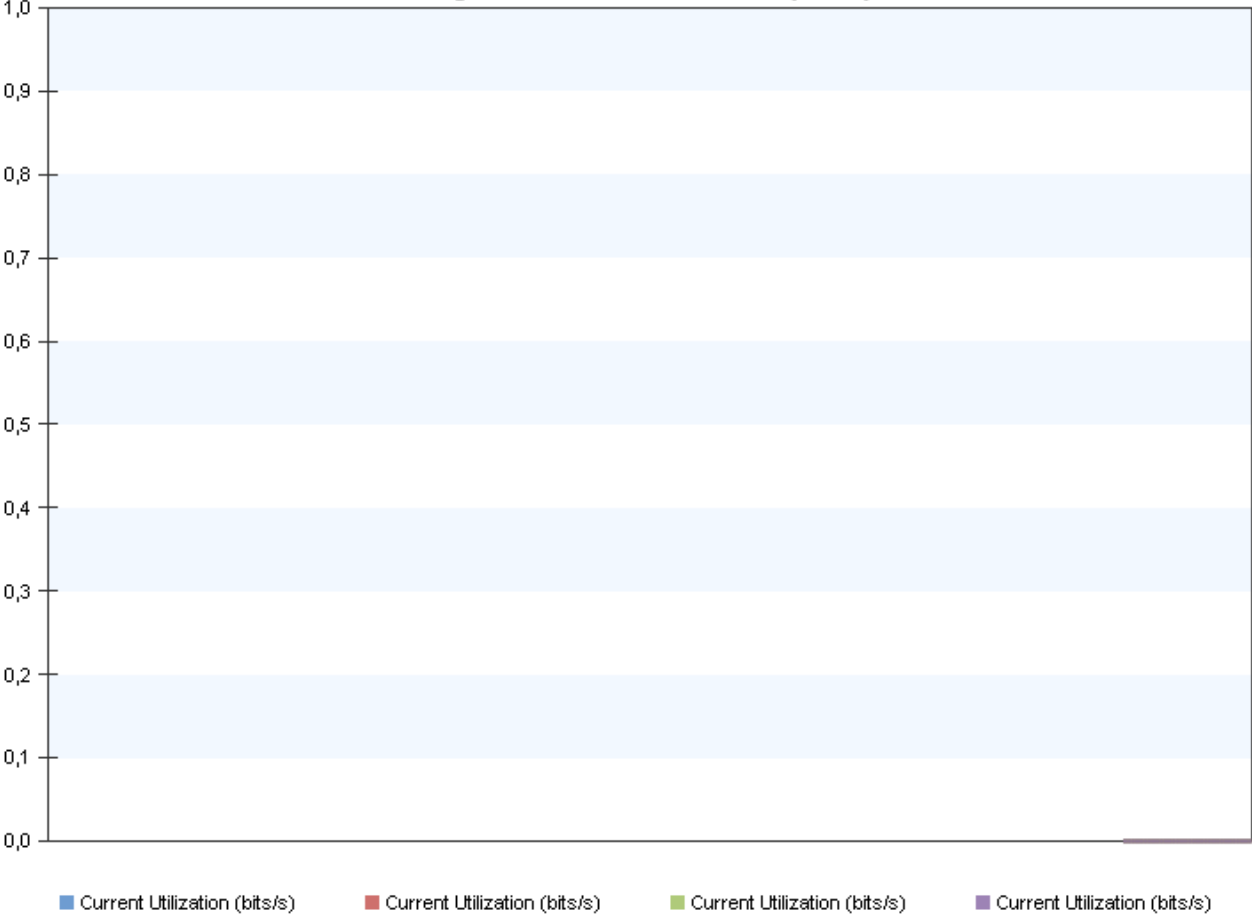
Gigabit: Full Duplex Utilization (bits/s)



Gigabit: Four Port Utilization (percent)



Gigabit: Four Port Utilization (bits/s)



WAN: FR FECN BECN Packets

